

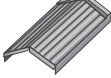



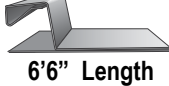
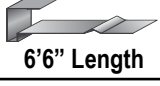





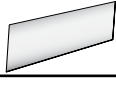


Project Name:

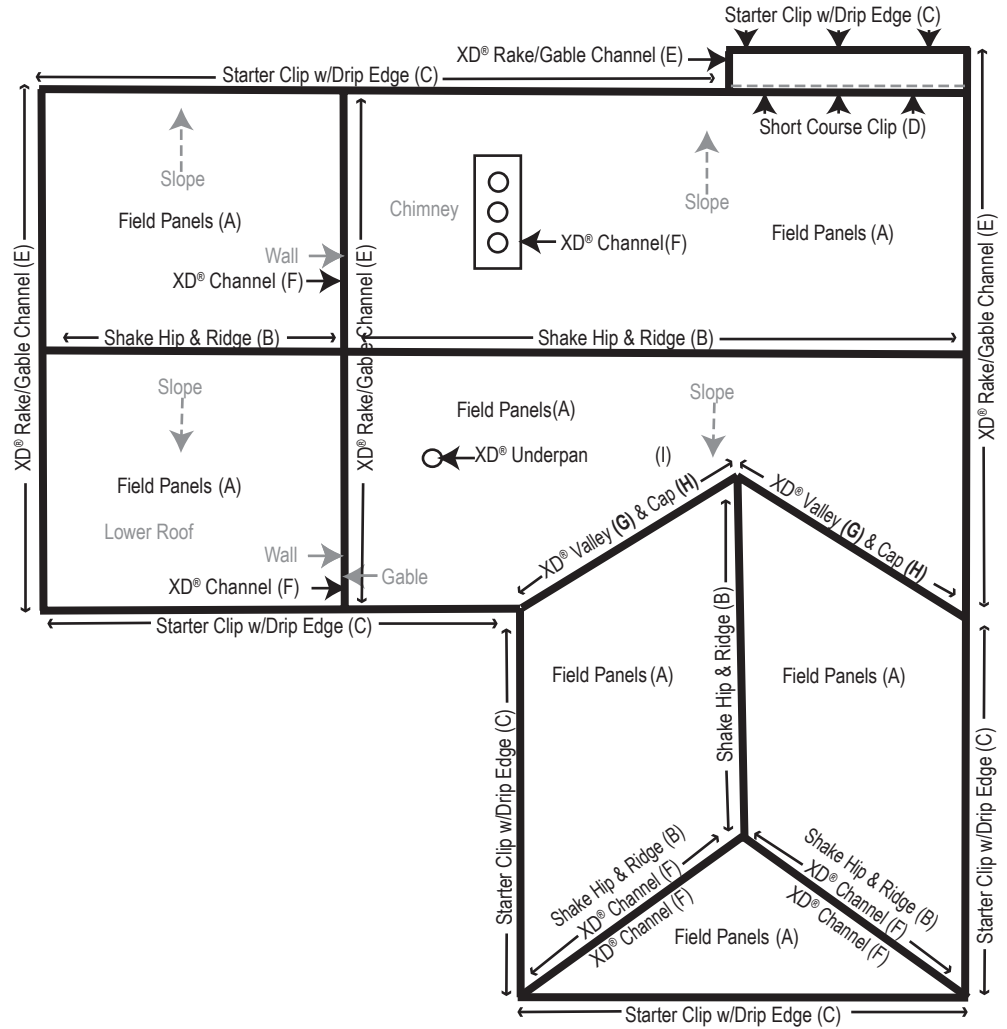
Date:

Description	Profile	Color	Calculations	Total
(A) DECRA Shake XD[®] 23.4 panels per square 12-3/8" exposure – min pitch 3:12			Squares x 23.4 = Panels (10-15% Waste Factor)	
DECRA Shake XD[®] Panel Vent			Ventilation Calculator available at www.decra.com	
(B) Shake Hip & Ridge As needed for hip and ridge	 12-5/8" exposure		Linear Feet x 12 ÷ 12.5 = Pieces Needed	
Shake End Cap			As needed for closure at hip & ridge	
DECRA Ridge Vent (2) 20' rolls / package	 (2) 2-1/2" W x 1" H x 20' L		Linear Feet Ridge ÷ 20 = Packages Needed Ventilation Calculator available at www.decra.com	
(C) Starter Clip w/ Drip Edge	 6'6" Length	n/a	Linear Feet of Eave ÷ 6.4 = Pieces Needed (Allow for 1" Overlap)	
(D) Short Course Clip	 6'6" Length	n/a	Use with standard drip edge & allow for 1" overlap if using as alternative starter. Linear Feet of Eave ÷ 6.4 = Pieces Needed	
(E) XD[®] Rake/Gable Channel For use along rakes/gables (Use standard drip edge as needed under channel)	 6'6" Length		Linear Feet Rake/Gable ÷ 6 = Pieces Needed (Includes 6" Overlap)	
(F) XD[®] Channel For use at roof to side walls, along hips (both sides) (x2)	 6'6" Length	n/a	Linear Feet ÷ 6 = Pieces Needed (x1) for sidewalls, including skylights and chimneys (x2) for hips (Includes 6" overlap)	
(G) XD[®] Debris Guard For use along rakes/gables, hips & valleys as needed	 (2) 1-1/2" W x 1" H x 50' L	n/a	Linear Feet Rake/Gable ÷ 50 = Rolls Needed Linear Feet Hips/Valleys ÷ 50 (2) = Rolls Needed	
(H) XD[®] Valley & Cap Sold separately	 6'6" Length		Linear Feet of Valley ÷ 6 = Pieces Needed (Includes 6" Overlap)	Valley Cap (stonecoated)
(I) XD[®] Underpan 24-3/4" x 30" (Use with Non-Lead Pipe Jacks)		n/a	1 per Roof Penetration	
Side Flashing For use to counter flash side wall	 6'6" Length		Linear Feet ÷ 6 = Pieces Needed (Includes 6" Overlap)	
Flat Sheet 16" x 54"				
Corrosion Resistant Screws #9 Hex (1/4" diameter) x 1-1/2" long	2,000 / box Use fasteners of sufficient length to penetrate through the sheathing (deck) by at least 1/2"	n/a	1 Box (2,000 pcs) per 15 Squares	
Color Coordinated Corrosion Resistant Screws #9 Hex (1/4" diameter) x 1-1/2" long	500 pc / bag 4 bags / box		As needed for Hip & Ridge attachment	
1x2 and or 2x2 Timber Battens (Non-Treated)	Stacked 2x2s / 1x2s at hips and ridges as needed	n/a		
Touch-Up Kit or 5 lb. Bag of Chip Use at penetrations, transitions & panels	Bag of stone chip & bottle of acrylic base coat or 5 lb. Bag of Chip			

Colors: Antique Chestnut, Pinnacle Grey and Woodland Green

*CONSULT LOCAL BUILDING CODES. **HIGH WIND AREAS REQUIRE ADDITIONAL FASTENERS. COPPER AND LEAD ACCESSORIES ARE NOT TO BE USED DUE TO DISSIMILAR METAL REACTION. This estimate is provided in good faith and should not be assumed to reflect the exact components required to roof this plan. DECRA Roofing Systems will not be held liable for the accuracy of this estimate.

- (A) Shake XD[®] Field Panels
(10-15% waste)
23.4 panels per square
- (B) Shake Hip & Ridge
(along hip and ridge)
Shake Hip & Ridge Pieces
12-5/8" exposure
- (C) Starter Clip with Drip Edge
(along eave for starter)
6'6" Lengths
- (D) Short Course Clip
(short course or as alternative to
Starter Clip along eave)
6'6" Lengths
- (E) XD[®] Rake/Gable Channel
(along rake/gable)
6'6" Lengths
- (F) XD[®] Channel
(roof-to-wall and along
both sides of the hip)
6'6" Lengths
- (G) XD[®] Valley
6'6" Lengths
- (H) Valley Cap
6'6" Lengths
- (I) XD[®] Underpan
24-1/4" x 30"



- ✓ Tin Snips
- ✓ Circular Saw
- ✓ Roofing Grade Sealant/Adhesive
- ✓ Follow Local Code
- ✓ Use 2 x 2s and 1 x 2s as needed to secure Hip & Ridge Pieces along hips and ridges. (Should equal the same linear footage as total Hip & Ridge Pieces; each Hip & Ridge Piece equals 12-5/8")
- ✓ One layer of Underlayment is required.
- ✓ Tape Measure
- ✓ Screw Gun
- ✓ Hand Seamer
- ✓ Table Saw
- ✓ Spray Paint
- ✓ Galvanized Pipe Jacks (No Lead)

For Installation Questions Call DECRA Roofing Systems at 800-258-9740